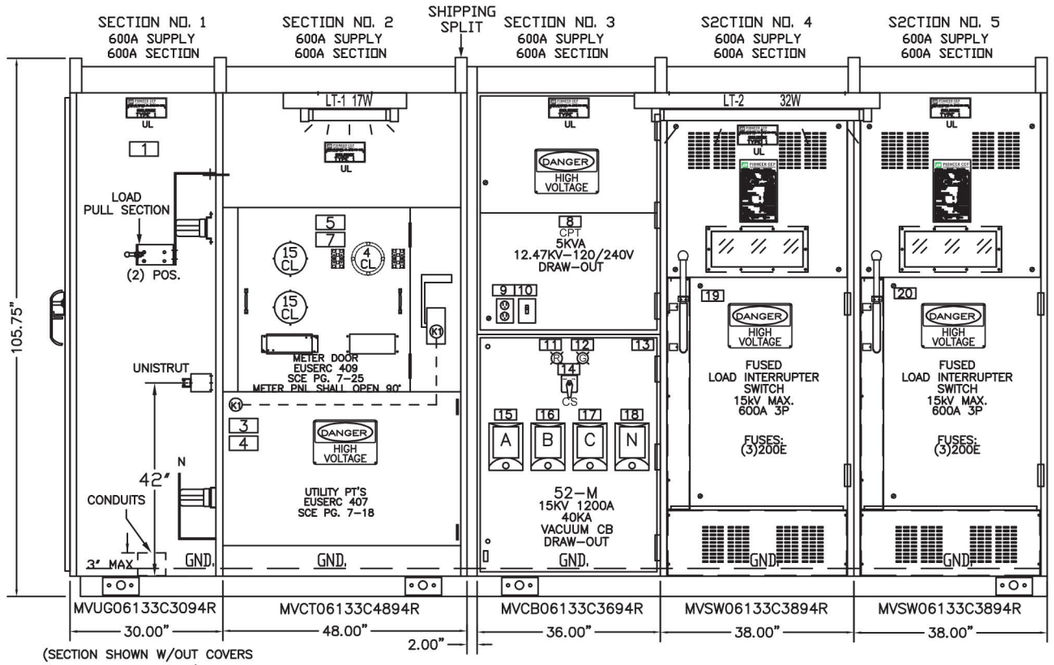

FRONT ELEVATION
(SHOWN WITHOUT 3R DOORS)

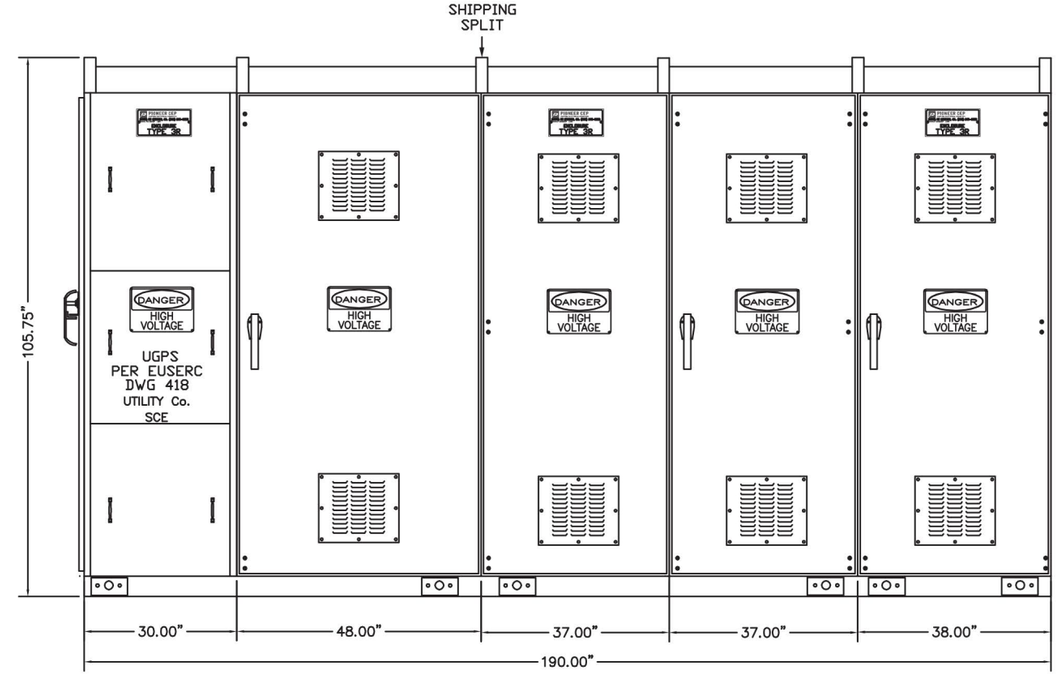

FRONT VIEW
(WEATHER PROOF ENCLOSURE)

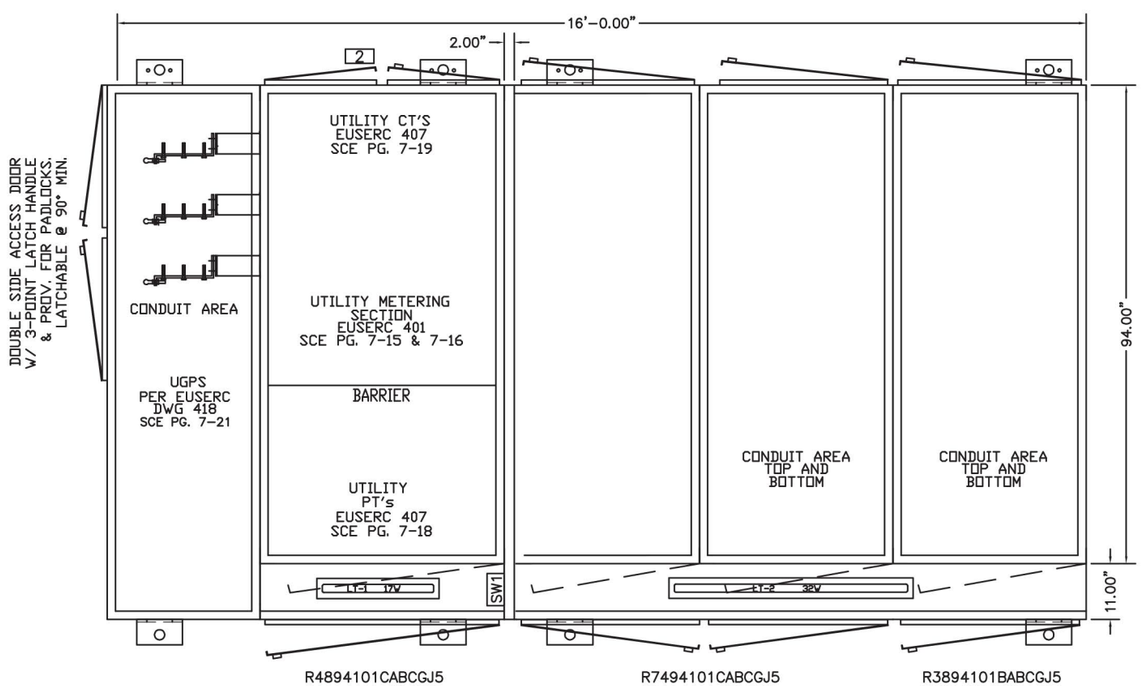

PLAN VIEW

NOTES:

1.–INTERIOR CONSTRUCTION MADE OF FORMED CODE 12GA STEEL PAINTED ANSI #61
2.–ENCLOSURE TYPE 3R CONSTRUCTION MADE OF FORMED CODE 12GA STEEL WITH A FINISH COAT OF ANSI #61 LIGHT GRAY
3.–EXTERIOR DOORS TO HAVE A MINIMUM OF FIVE HINGES AND 3 POINT LATCHING MECHANISM AND PROVISIONS FOR PADLOCKING.
4.–EXTERIOR DOORS TO HAVE PROVISIONS TO LATCH OPEN MINIMUM 90°
5.–CONSTRUCTION TO COMPLY WITH THE LATEST IEEE, NEMA, UL, AND ALL APPLICABLE INDUSTRY STANDARDS, EQUIPMENT TO BEAR UL LABEL.
6.–SERVICE TO BE: 13.8kV 3PH 3W 600A 60Hz AND BRACED FOR 40kAIC
7.–BUS TO BE SILVER PLATED COPPER
8.–REAR ACCESS
9.–LINE AND LOAD LUGS CONNECTORS FURNISHED BY OTHERS
10.–UTILITY CO. SERVING WILL BE "SCE"
11.–BILL OF MATERIALS. SEE DWG: 50813-1BOM

METAL CLAD SWITCHGEAR C37.20.2
12.47kV 3Ø 3W 60Hz 600A, COPPER 40kA
TYPE 3R OUTDOOR

REV.	DATE	DESCRIPTION	BY
–	–	–	–
–	–	–	–

REV.	DATE	DESCRIPTION	BY
–	–	–	–
–	–	–	–

PIONEER CEP
CUSTOM ELECTRICAL PRODUCTS
10640 Springdale Ave. Santa Fe Springs, CA 90670 www.pioneercep.com

DRAWN BY: FA	DATE: 02-12-16	TITLE: METAL CLAD SWGR 600A 12.47kV 3PH 4W 40kA TYPE 3R FRONT ELEVATION & PLAN VIEW
APPROVED BY: –	DATE: –	
REVIEWED BY: –	DATE: –	DWG. NO. / REV. –
PROJECT ENGINEER: –		CAD FILE: 50813 / SCALE: NONE / SHEET: 3 OF 10

PCEP–F018